




X040-4BE-WK

- 4" swivel
- Ball bearings
- Durakush thermoplastic elastomer wheel



X041-4BF

- 4" rigid
- Ball bearings
- Miratek polyurethane wheel

X040/X041

ECONOMY LIGHT MEDIUM

The "X040" has two ball bearing swivel raceways. Construction is cold rolled steel, embossed for added strength.

Application:

For equipment in the load range of 100 to 1000 lbs. Suited for food service, hospital equipment, laundries, dairies, furniture and appliances, electronic cabinets, etc.

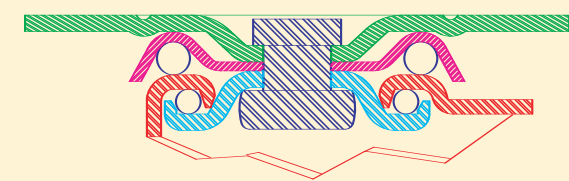
Standard Features / Components:

- Zinc plated.
- All models come with thread guards.
- 3/8" Shouldered axles.


Companion "X041" Rigid:

The "X041" is a solid, riveted construction, embossed for added strength.


Raceway Construction:



Wheels & Optional Extras:




Miratek
95 duro. red polyurethane



Durakush
thermo-plastic elastomer



TG Thread Guards
can be used with WK brakes



WK Brake
locks wheel

040 SWIVEL & 041 RIGID SPECIFICATIONS												
WHEEL SPECIFICATIONS				CATALOG NUMBER								
Diameter inches	Width inches	Type	Cap Each lbs	Swivel Ball Bearing	Swivel With Brake Ball Bearing	Rigid Ball Bearing	Approx. Weight lbs	Swivel Radius inches	Height Over-All inches	Top Plate Over-All inches		
3	1 1/4	TPR	125	X040-3BE	X040-3BE-WK	X041-3BE	1 3/4	2 1/2	4 1/2	Width by Length: 2 3/4 x 3 3/4		
		Poly	210	X040-3BF	X040-3BF-WK	X041-3BF						
4	1 1/4	TPR	165	X040-4BE	X040-4BE-WK	X041-4BE	1 3/8	3 3/8	5 3/8		Bolt Hole Spacing: 1 3/4 x 2 3/4 - 3	
		Poly	240	X040-4BF	X040-4BF-WK	X041-4BF						
5	1 1/4	TPR	190	X040-5BE	X040-5BE-WK	X041-5BE	2	3 3/8	6 3/8			Size of Bolt Holes: 3/16
		Poly	260	X040-5BF	X040-5BF-WK	X041-5BF						

- All casters come standard with thread guards.
- Rigid casters weigh approximately 15% less than swivels.