




ST050-4DR

- 4" swivel
- Delrin bearing
- Mirakush polyurethane wheel



ST051-4DF

- 4" rigid
- Delrin bearing
- Miratek polyurethane wheel

ST050/ST051

STAINLESS LIGHT MEDIUM

The "050 Stainless" has a double ball raceway. Constructed of stainless steel and embossed for strength.

Applications:

For equipment in the load range of 100 to 1200 lbs. Ideal for food service equipment, hospitals, laundries, dairies, bakery racks, corrosive environments, etc.

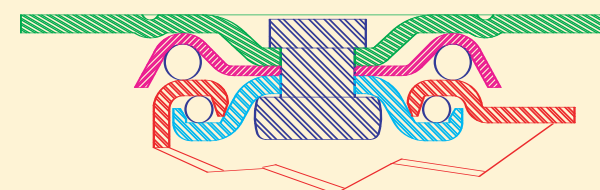
Standard Features/Components:

- Polished stainless finish.
- 3/8" stainless axle.

Companion "051 Stainless" Rigid:

Solid, one-piece construction, embossed for extra strength.


Raceway Construction:



Wheels & Optional Extras:



Peejay
polyolefin plastic



Mirakush
85 duro. gray polyurethane



Miratek
95 duro. red polyurethane



WK Brake
locks wheel, not used with Thread Guards, swivel only

ST050 SWIVEL & ST051 RIGID SPECIFICATIONS									
WHEEL SPECIFICATIONS				CATALOG NUMBER					
Diameter inches	Width inches	Type	Cap Each lbs	Swivel Plain, Delrin Bearings	Rigid Plain, Delrin Bearings	Approx. Weight lbs	Swivel Radius inches	Height Over-All inches	Top Plate inches
3	1 1/4	Peejay	225	ST050-3PJ	ST051-3PJ	1 1/4	3	4 1/4	Width by Length: 2 1/2 x 3 3/8 Bolt Hole Spacing: 1 3/4 x 2 7/8 - 3 Size of Bolt Holes: 5/16
4	1 1/4	Mirakush	200	ST050-4DR	ST051-4DR	2 1/2	3 1/2	5 1/8	
		Miratek	240	ST050-4DF	ST051-4DF				
		Peejay	275	ST050-4PJ	ST051-4PJ				
5	1 1/4	Mirakush	200	ST050-5DR	ST051-5DR	2 1/2	4	6 5/8	
		Miratek	240	ST050-5DF	ST051-5DF				
		Peejay	280	ST050-5PJ	ST051-5PJ				

Option: For brakes, add suffix -WK
• Rigid casters weigh approximately 15% less than swivels.